

EH *SERİSİ*

*Ağır Sanayi Tipi
Tekerlekler*



EH SERİSİ

Maşa

Çelik sactan kaynaklı maşa, döküm tabla, çift bilya rulman, civata ve somunlu teker aksı

Teker: VBV

Döküm teker, ağır sanayi tipi, bilya rulman yataklı

I 500 - 950 kg






























Tabla bağlantılı	 mm	 mm	 mm	 mm	 mm	 mm	 gr	 kg	
EH 01 VBV 125	125	40	208	155	82x82	10	7850	500	-
EH 01 VBV 150	150	50	240	155	82x82	10	9850	700	-
EH 01 VBV 200	200	50	290	155	82x82	10	13150	950	-



Tabla bağlantılı, frenli	 mm	 mm	 mm	 mm	 mm	 mm	 gr	 kg	
EH 01 VBV 125 F	125	40	208	155	82x82	10	8210	500	-
EH 01 VBV 150 F	150	50	240	155	82x82	10	10210	700	-
EH 01 VBV 200 F	200	50	290	155	82x82	10	13900	950	-



Sabit bağlantılı	 mm	 mm	 mm	 mm	 mm	 mm	 gr	 kg	
EH 02 VBV 125	125	40	208	100x160	64x140	10	5150	500	-
EH 02 VBV 150	150	50	240	100x160	64x140	10	7300	700	-
EH 02 VBV 200	200	50	290	100x160	64x140	10	12090	950	-